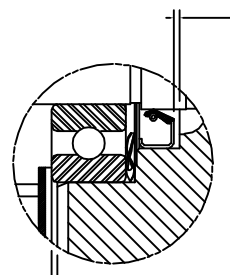
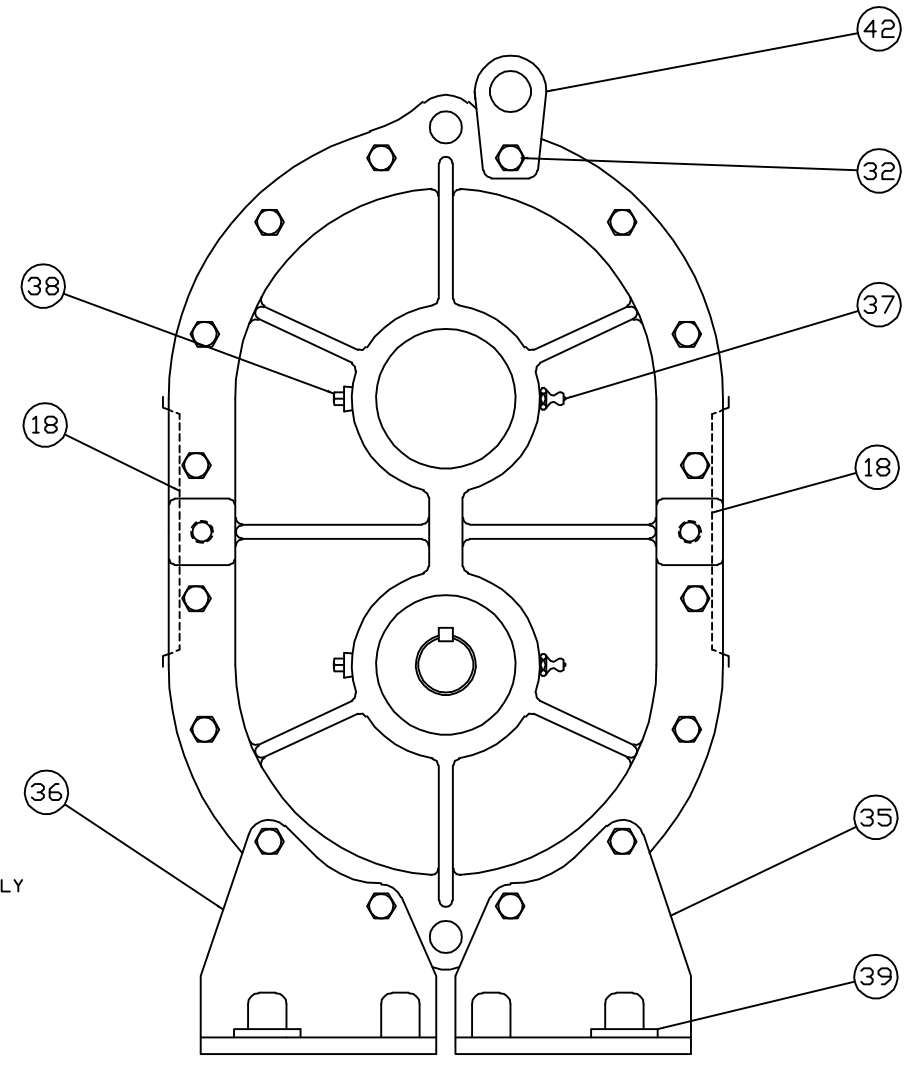
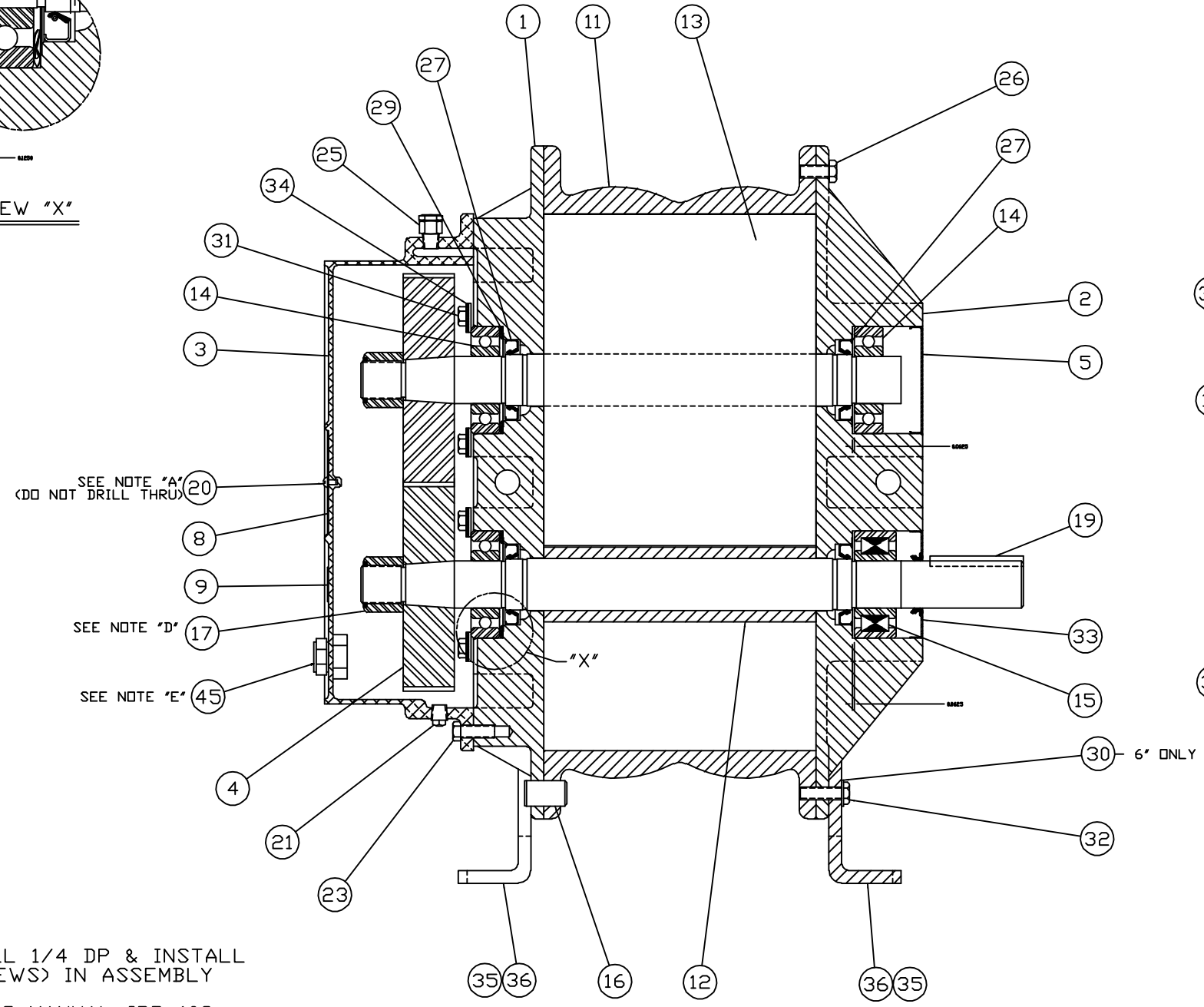


No. REV'S	PART NAME	PART No. PART No.	MAT'L



SEE NOTE "C"

VIEW "X"



NOTES

- A #25(.150) DRILL 1/4 DP & INSTALL ITEM 20 (SCREWS) IN ASSEMBLY
- B SEE OPERATING MANUAL IRB-103 FOR LUBRICATION INSTRUCTION
- C INSTALL BEARINGS AS SHOWN BEFORE SETTING END CLEARANCE
- D NUT TO BE TORQUED TO:
6"---400 LB. FT.
7"---550 LB. FT.

NO.	REV'S	DATE	BY	CHKD.	APP.	NTS

REV	DESCRIPTION	DATE	BY	CHKD.	APP.	NTS
E	INCREASED GEAR NUT TORQUE	4-21 1992	DAC			
D	REMOVED ITEM #43	1-14 1988	REM			
C	ITEM 25 REVISED	9-3 1987	REM			
B	ADDED ITEM #43	3-29 1987	REM			
A	ADDED 7" REDRAWN	8-25 1987	REM			
		11-21 1986	DB			

DO NOT SCALE FOR DIMENSIONS	ALL DIMENSIONS SHOWN IN BRACKETS () ARE MILLIMETERS	ORDER No.
SECTIONAL ASSEMBLY FOR 6' & 7' U-RAI BLOWER WITH TAPER GEAR FIT		55-1242-2
Dresser ROOTS, Dresser, Inc. Houston, TX USA		64792023

Universal RAI Series Blowers Parts List
6" & 7" Gear Diameter

(Refer to drawing #64792023)

Item #	Part Name	Qty.
1	Headplate Gear End	1
2	Headplate Drive End	1
3	Gearbox	1
4	Timing Gears	2
5	Cover-Blind (Plug Opening)	1
7	Gasket, Gear Box	1
11	Cylinder	1
12	Impeller & Shaft Drive	1
13	Impeller & Shaft Driven	1
14	Bearing, Ball	3
15	Bearing, Roller	1
16	Pin, Dowel	4
17	Gear Nut	2
19	Key	1
21	Plug, Pipe	3
23	Screw Hex Nylock	8
25	Breather (Plug Vent)	1
26	Screw, Hex	*
27	Seal, Lip Bearing	4
29	Washer, Spring Wavy	2
31	Screw, Hex, Nylock	4
32	Screw, Hex	10
33	Seal Lip-Drive	1
34	Clamp Plate	2
35	Foot	2
37	Fitting, Grease	2
38	Fitting, Relief	2
39	Washer Mounting	4

*Quantities vary by blower.