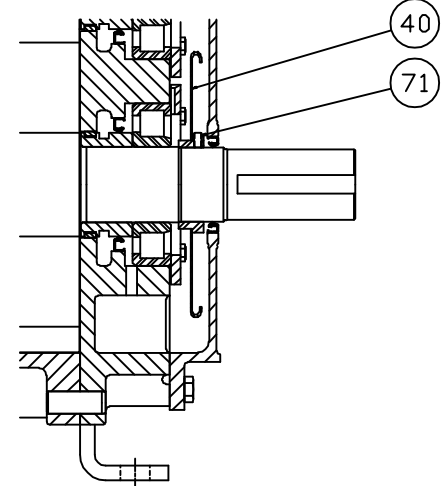
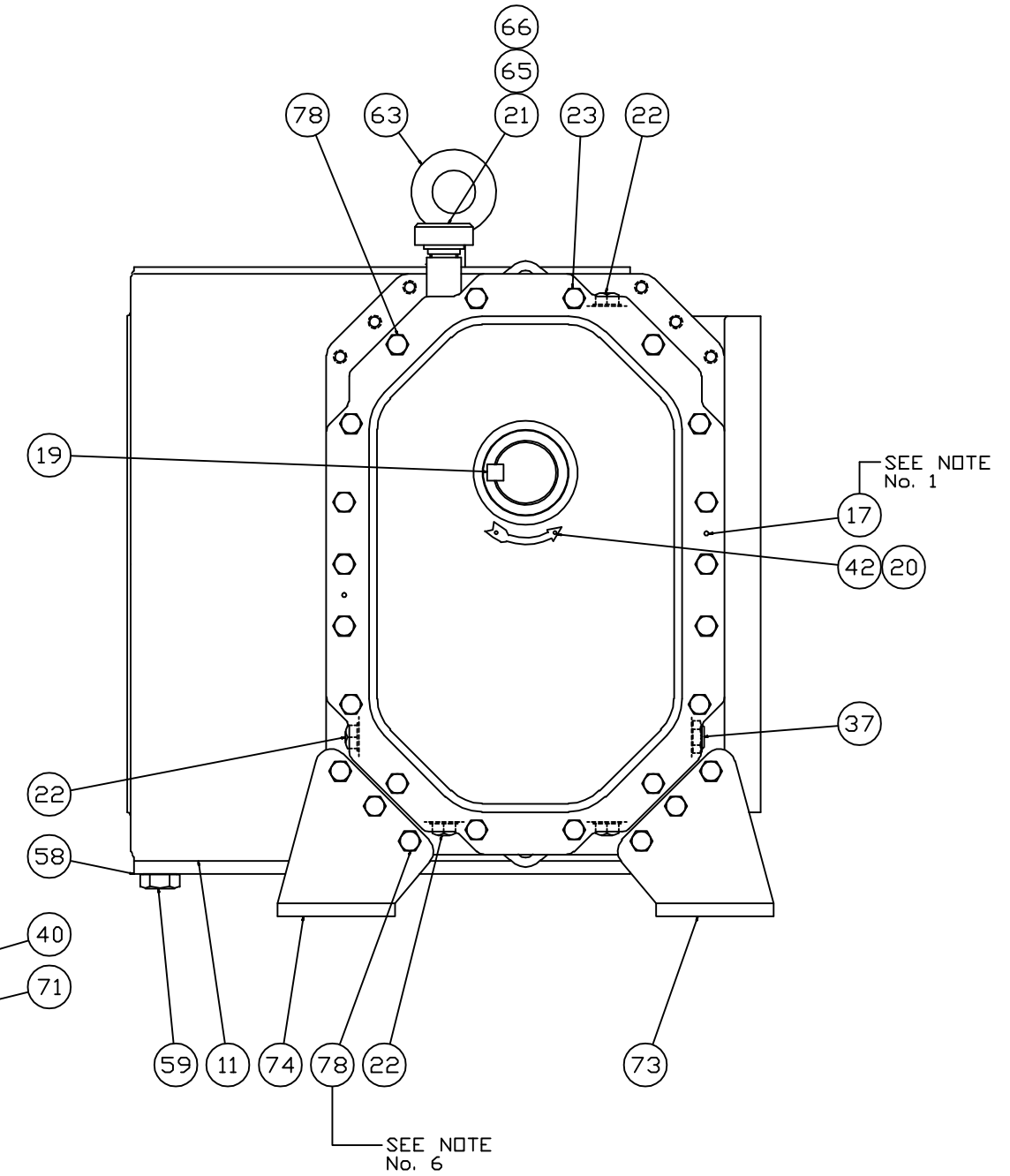
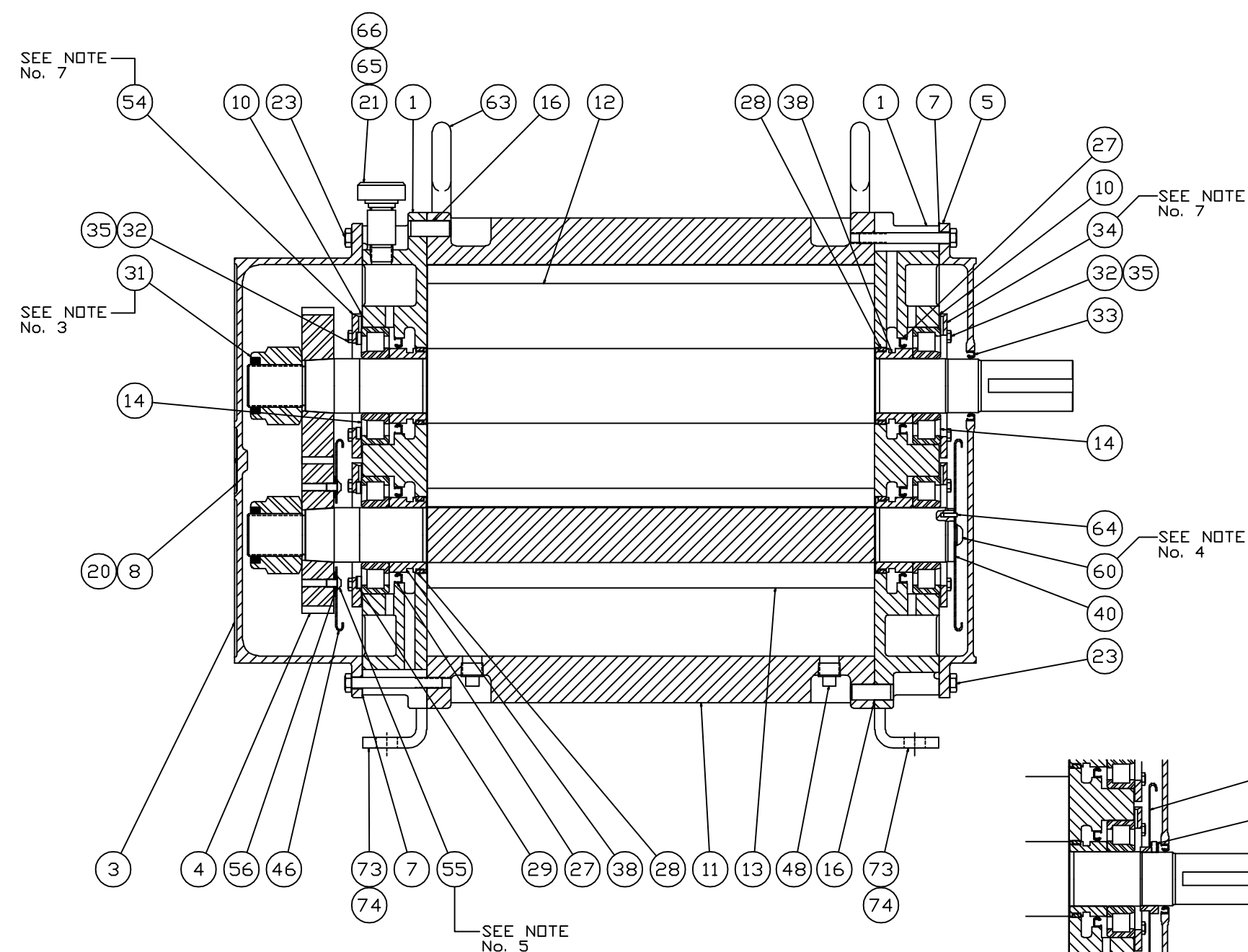


No. REV'S	PART NAME	PART No. PART No.	MAT'L



OPTIONAL BOTTOM DRIVE

NOTES:

1. DRIVE END COVER TO BE PINNED TO HEADPLATE AFTER ALIGNING SEAL BORE TO SHAFT WITHIN .001" (.025 mm).
2. USE JOHN CRANE PLASTIC LEAD No. 2 ON ALL PIPE THREADS.
3. APPLY OIL TO NUT THREADS & NUT FACE AND TORQUE TO 1250 FT-LBS (1694 N-m) (IF MOLYKOTE GN PASTE IS USED, TORQUE TO 1000 FT-LBS (1355 N-m)).
4. APPLY LOCKTITE TO SCREW THREADS & TORQUE TO 128 FT-LBS (174 N-m).
5. APPLY LOCKTITE TO SCREW THREADS & TORQUE TO 25 FT-LBS (34 N-m).
6. APPLY OIL TO SCREW THREADS & TORQUE TO 75 FT-LBS (101 N-m).
7. ITEMS 34 & 54 MUST BE INSTALLED WITH OIL GROOVE AT TOP.

ALL DIMENSIONS SHOWN IN PARENTHESIS () ARE ACCEPTABLE METRIC

MFG. REF. 872-015-023		DATE		DO NOT SCALE FOR DIMENSIONS		ORDER No. 52-1264-3	
CONFIDENTIAL				ALL DIMENSIONS SHOWN IN BRACKETS () ARE MILLIMETERS		DR. RVE 1/22/93	
THIS DOCUMENT CONTAINS CONFIDENTIAL INFORMATION OF ROOTS DIVISION, DRESSER INDUSTRIES, INC. IT SHALL BE HELD IN STRICTEST CONFIDENCE, AND BE USED ONLY IN CONJUNCTION WITH ROOTS DIVISION BUSINESS.				CHKD. DB 1/29/93		SECTIONAL ASSEMBLY	
				APP. DLB 1/29/93		700 DVJ	
REF: EP938		NEP 10/17/96 4399V		SCALE 4"=1'-0"		DRESSER ROOTS	
□ FLATNESS		BMS 4-25-94 4010-V DB RDA		CAD FILE / DIRECTORY		ROOTS DIVISION	
∠ ANGULARITY		JHB 11-9-93		RE		DRESSER EQUIPMENT GROUP	
∩ PROFILE OF LINE		RE 3/8/93		DB RDA		A HALLIBURTON COMPANY	
∥ PARALLELISM				74734A23		CONNERSVILLE, IN USA	
⊥ TRUE POSITION						DIMENSIONAL TOLERANCES UNLESS OTHERWISE SPECIFIED	
↔ STRAIGHTNESS						TWO PLACE DECIMALS UNLESS OTHERWISE SPECIFIED	
						THREE PLACE DECIMALS UNLESS OTHERWISE SPECIFIED	
						874-734-023	
						REV	

700 Series DVJ Parts

Item #	Part Name	Qty.
01	Headplate	2
03	Gearbox	1
04	Gear, Assembly	1
05	Drive End Cover	1
07	Gasket	2
09	Lubrication Label	2
10	Shim Set	1
11	Cylinder	1
12	Impeller & Shaft - Drive	1
13	Impeller & Shaft - Driven	1
14	Bearing Roller	4
16	Dowel Pin	4
17	Drive-Lok Pin	2
19	Key	1
20	Drive Screw	3
21	Plug - Vent	2
22	Drain - filler Plug	8
23	Cap Screw	36 (700)
27	Seal-Lip, Headplate	4
28	Seal-Ring	4
29	Washer, Wavy Spring	2
31	Locknuts	2
32	Capscrew	16
33	Seal, Lip	1
34	Clamp Plate - Drive End	2
35	Lock Washer	16
37	Oil Level Gauge	2
38	Sleeve - Piston Ring	4
40	Slinger - D.E (Top Drive)	1
40	Slinger - D.E. (Bottom Drive)	2
45	Pipe Plug	2
46	Slinger - G.E.	1
54	Clamp Plate - Gear End	2
55	Capscrew-butt. Hd	2
56	Washer	2
58	Plt Dvr 12" Flg	1
59	Scr, Cap Hex H	12
60	Capscrew	1
63	Lifting Lug	2
64	Pin, Spr (Top Drive)	1
65	Coupling	2
66	Nipple-pipe (700)	2
71	Scr, Set Soch CP (Bottom Drive)	1
73	Foot - R.H.	2
74	Foot - L.H.	2
78	Capscrew - Hex Hd.	2