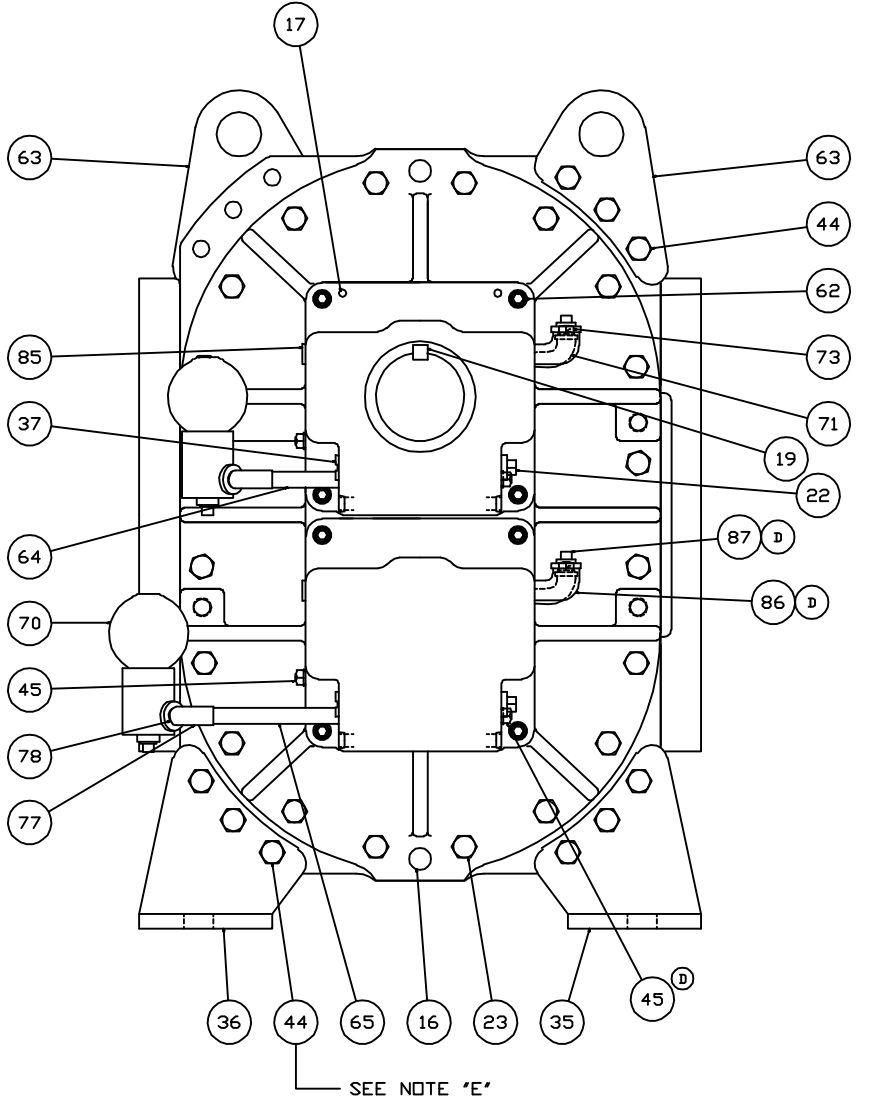
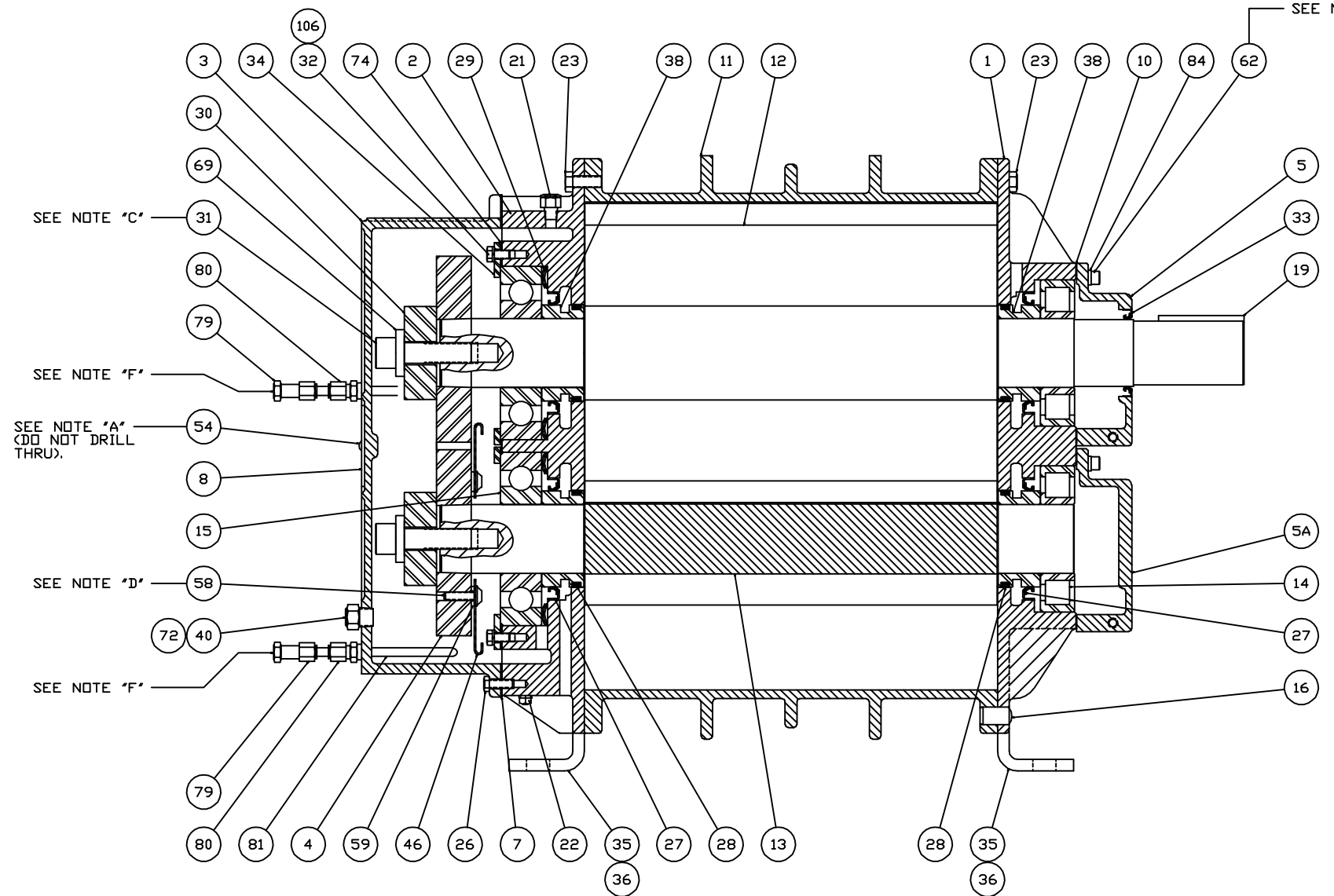


No. REQ'D	PART NAME	PART No. PART No.	MAT'L.

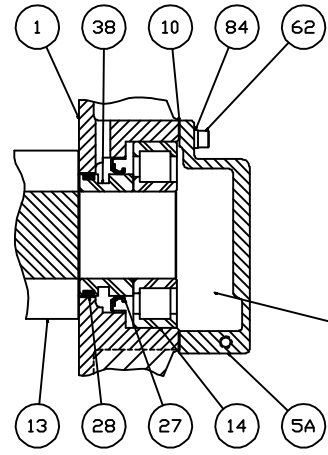


- NOTES:
- A - #25(.150) DRILL 1/4 DP. & INSTALL ITEM 54 (SCREW) IN ASSEMBLY.
  - B - SEE OPERATING MANUAL IRB-116 FOR LUBRICATION INSTRUCTION.
  - C - APPLY OIL TO BOLT THREADS & UNDER BOLT HEAD, & TORQUE TO 650 FT. LBS. (IF MOLYKOTE GN PASTE IS USED IN PLACE OF OIL ON THREADS, TORQUE TO 500 FT. LBS.)
  - D - SCREW THREADS TO BE OILED & TORQUED TO 25 FT. LBS.
  - E - SCREW THREADS TO BE OILED & TORQUED TO 85 FT. LBS.
  - F - OIL COOLING WATER INLET OR OUTLET.
  - G - SCREW THREADS TO BE OILED & TORQUED TO 35 FT. LBS.

WFLG. REF.	867-734-013	DATE		ORDER No.	
CONFIDENTIAL THIS DOCUMENT CONTAINS CONFIDENTIAL INFORMATION OF ROOTS DIVISION, DRESSER INDUSTRIES, INC. IT SHALL BE HELD IN STRICTEST CONFIDENCE, AND BE USED ONLY IN CONJUNCTION WITH ROOTS DIVISION BUSINESS.			DR.	DO NOT SCALE FOR DIMENSIONS ALL DIMENSIONS SHOWN IN BRACKETS ( ) ARE MILLIMETERS	
REF: EP938 □ FLATNESS / ANGULARITY // PARALLELISM ⊕ TRUE POSITION ⊖ STRAIGHTNESS			T110 4-25 02 18-9 94 7-21 92 6-29 92	RK AGP DB RDA PARTS/XXAS	DR. 7-24-89 APP. FCR 2-1-90 38V AGP 2-2-90 SCALE
D ADD ADDITIONAL QTY FOR ITEM #49 TORQUE WAS 450 FT.LBS, ADDED ITEMS # 86 & 87 C ADDED ITEM #106 PER ECN B REMOVED ROT. ARROW A REVISED DE. COVERS			REM CPB JHB	4110-V 3757-B 3699-B	ROOTS DIVISION DRESSER EQUIPMENT GROUP CONNERSVILLE, IN USA
REVISIONS			BY DATE CHANGE NOTICE	4' = 1'-0"	869-763-013 REV D

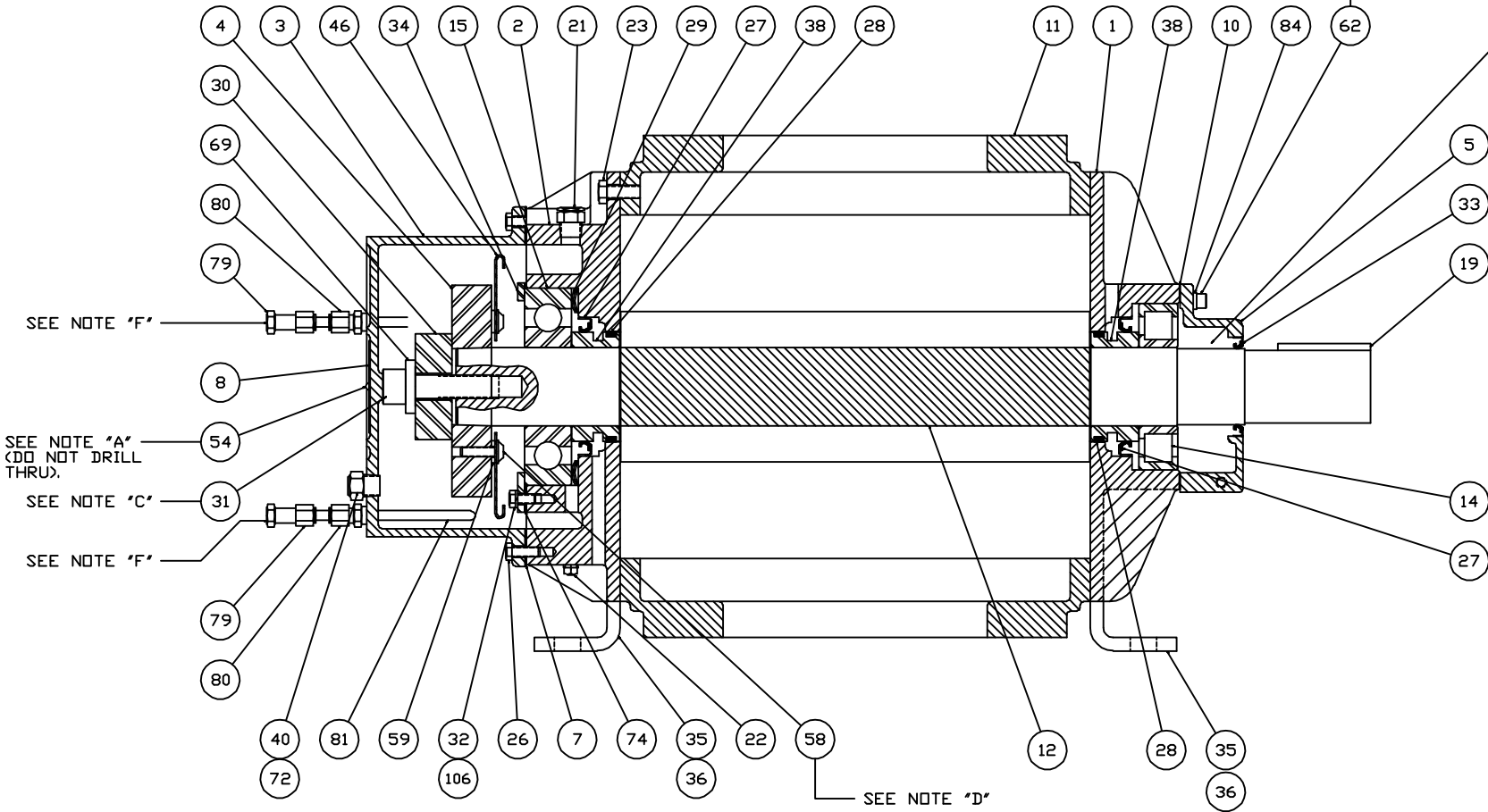
67-1245-1

No. REQ'D	PART NAME	PART No. PART No.	MAT'L.



SEE NOTE 'B'

SEE NOTE 'G'



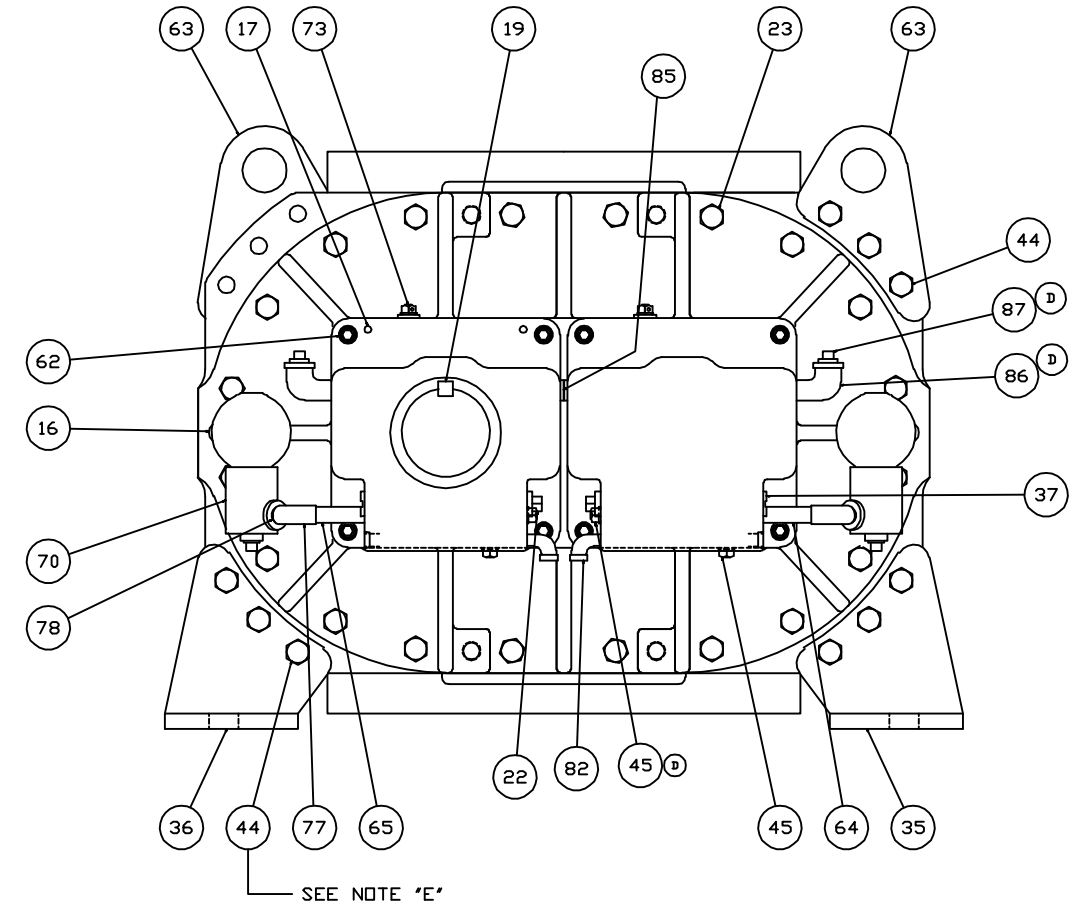
SEE NOTE 'F'

SEE NOTE 'A'  
(DO NOT DRILL THRU.)

SEE NOTE 'C'

SEE NOTE 'F'

SEE NOTE 'D'



SEE NOTE 'E'

- NOTES:
- A - #25(.150) DRILL 1/4 DP. & INSTALL ITEM 54 (SCREW) IN ASSEMBLY.
  - B - SEE OPERATING MANUAL IRB-116 FOR LUBRICATION INSTRUCTION.
  - C - APPLY OIL TO BOLT THREADS & UNDER BOLT HEAD, & TORQUE TO 650 FT. LBS. (IF MOLYKOTE GN PASTE IS USED IN PLACE OF OIL ON THREADS, TORQUE TO 500 FT. LBS.)
  - D - SCREW THREADS TO BE OILED & TORQUED TO 25 FT. LBS.
  - E - SCREW THREADS TO BE OILED & TORQUED TO 85 FT. LBS.
  - F - OIL COOLING WATER INLET OR OUTLET.
  - G - SCREW THREADS TO BE OILED & TORQUED TO 35 FT. LBS.

67-1245-1

WFLG. REF.	870-602-013	DATE	DR.	DO NOT SCALE FOR DIMENSIONS ALL DIMENSIONS SHOWN IN BRACKETS ( ) ARE MILLIMETERS	ORDER No.
CONFIDENTIAL					
THIS DOCUMENT CONTAINS CONFIDENTIAL INFORMATION OF ROOTS DIVISION, DRESSER INDUSTRIES, INC. IT SHALL BE HELD IN STRICTEST CONFIDENCE, AND BE USED ONLY IN CONJUNCTION WITH ROOTS DIVISION BUSINESS.					
REF: EP938	CONCENTRICITY				
□ FLATNESS	⊥ PERPENDICULARITY				
∠ ANGULARITY	— PROFILE OF LINE				
∥ PARALLELISM	△ PROFILE OF A SURFACE				
⊕ TRUE POSITION	∅ DIAMETER				
— STRAIGHTNESS	√ FINISH IN MICRO INCHES				
D	ADD ADDITIONAL QTY OF ITEM #45 TORQUE WAS 450 FT.LBS. ADDED ITEMS REQ 4, 67	RK	4-26-08	T110	RK
C	ADDED ITEM #106 PER ECN	REM	12-9-04	4110-V	
B	REMOVED ROT. ARROW	CPB	7-21-92	3757-B	
A	REVISED D.E. COVERS	JHB	6-10-92	3699B	REM RDA
REVISIONS		BY	DATE	CHANGE NOTICE	CHKD. APP
					4"=1'-0"
SECTIONAL ASSEMBLY				8" RCS-H W/OIL COOLER	
<b>DRESSER ROOTS</b>				ROOTS DIVISION DRESSER EQUIPMENT GROUP CONNERSVILLE, IN USA	
TWO PLACE DECIMALS UNLESS OTHERWISE SPECIFIED THREE PLACE DECIMALS UNLESS OTHERWISE SPECIFIED				FRACTIONS—1/64	
870-603-013				REV D	



## 8" RCS PARTS LIST

ITEM NO.	PART NAME	ITEM NO.	PART NAME
1	Headplate, Drive End	36	Left Foot
2	Headplate, Gear End	37	Sight Plug
3	Gearbox	38	Sleeve - DE & GE
4	Gear Assembly	40	Sight, Plug Oil Level
5	Drive Cover	44	Screw, Hex Head
5.5	Drive End Blind Cover	45	Plug, Pipe
7	Gasket, Gearbox Cover	46	Slinger, Gear End
8	Nameplate, Serial #	54	Screw, Self-Tapping
9	Installation Tag	58	Screw, Button Head
10	Gasket, Drive End Cover	59	Washer, Plain Flat
11	Cylinder	62	Screw, Socket Head
12	Impeller & Shaft - Drive	63	Lifting, Lug
13	Impeller & Shaft - Driven	64	Pipe, Tube
14	Bearing Roller	65	Pipe, Tube
15	Bearing Ball	69	Washer
16	Dowel Pin	70	Oiler, Trico
17	Spring Pin	71	Elbow, Street
19	Key	72	Plug, Pipe
20	Screw, Self-Tapping	73	Plug
21	Plug, Vent	74	Shim Set
22	Pipe Plug	77	Tee, Red-Pipe
23	Screw, Hex Head	78	Nipple, Close
26	Screw, Hex Head	79	Connector, Female
27	Lip Seal	80	Elbow, Street
28	Piston Ring Seal	81	Plug, Pipe
29	Washer, Wavy Spring	82	Elbow, Street
30	Washer, Gear	84	Washer, Spring Lock
31	Screw, Hex Head	85	Plug, Pipe-Csunk
32	Screw, Hex Head	86	Elbow, Street
33	Lip Seal, Drive Shaft	87	Plug, Pipe
34	Bearing Clamp Plate	106	Washer, Spring Lock
35	Right Foot		