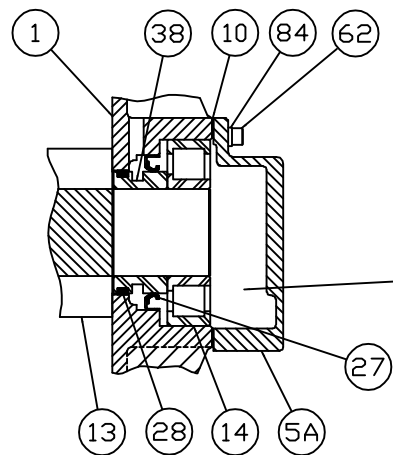
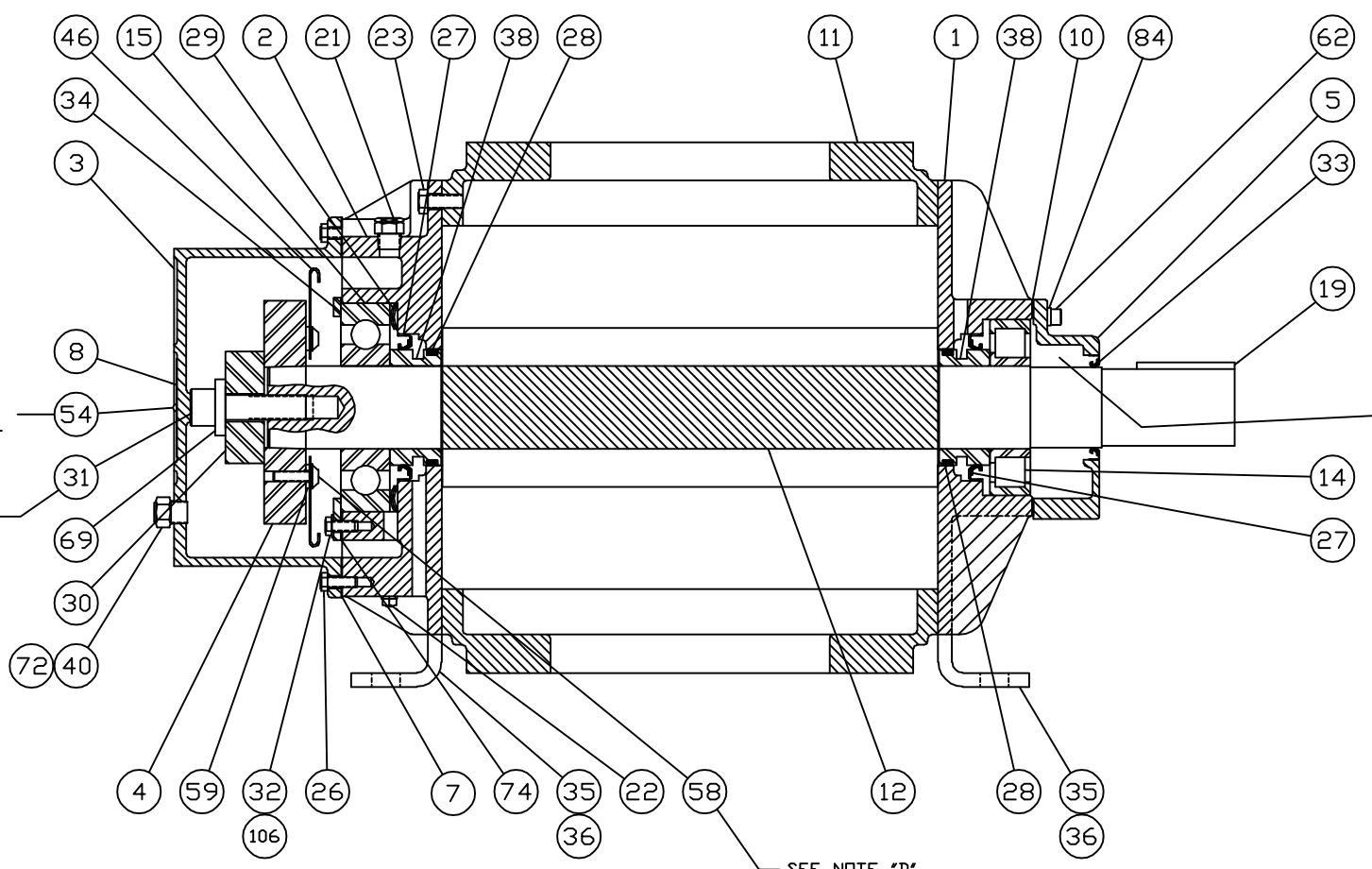


No. REQ'D	PART NAME	PART No. PART No.	MAT'L.
-----------	-----------	-------------------	--------



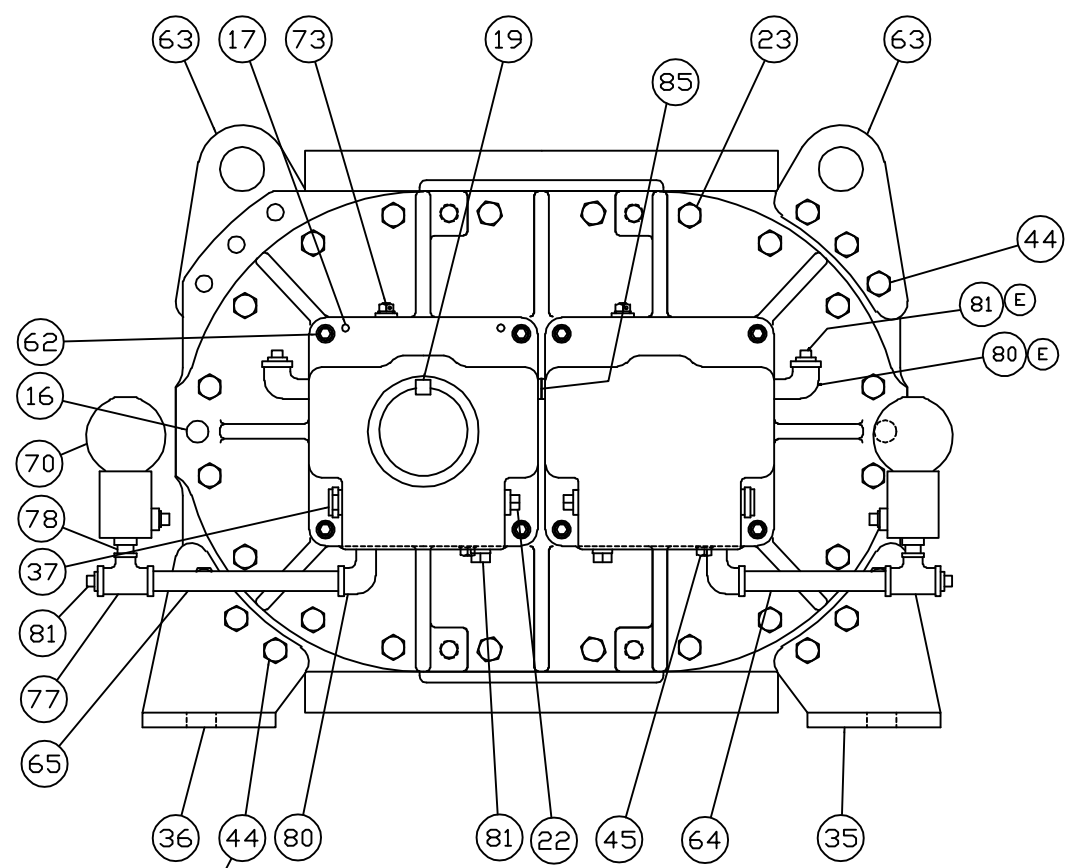
SEE NOTE "B"



SEE NOTE "A"
(DO NOT DRILL THRU).

SEE NOTE "C"

SEE NOTE "D"

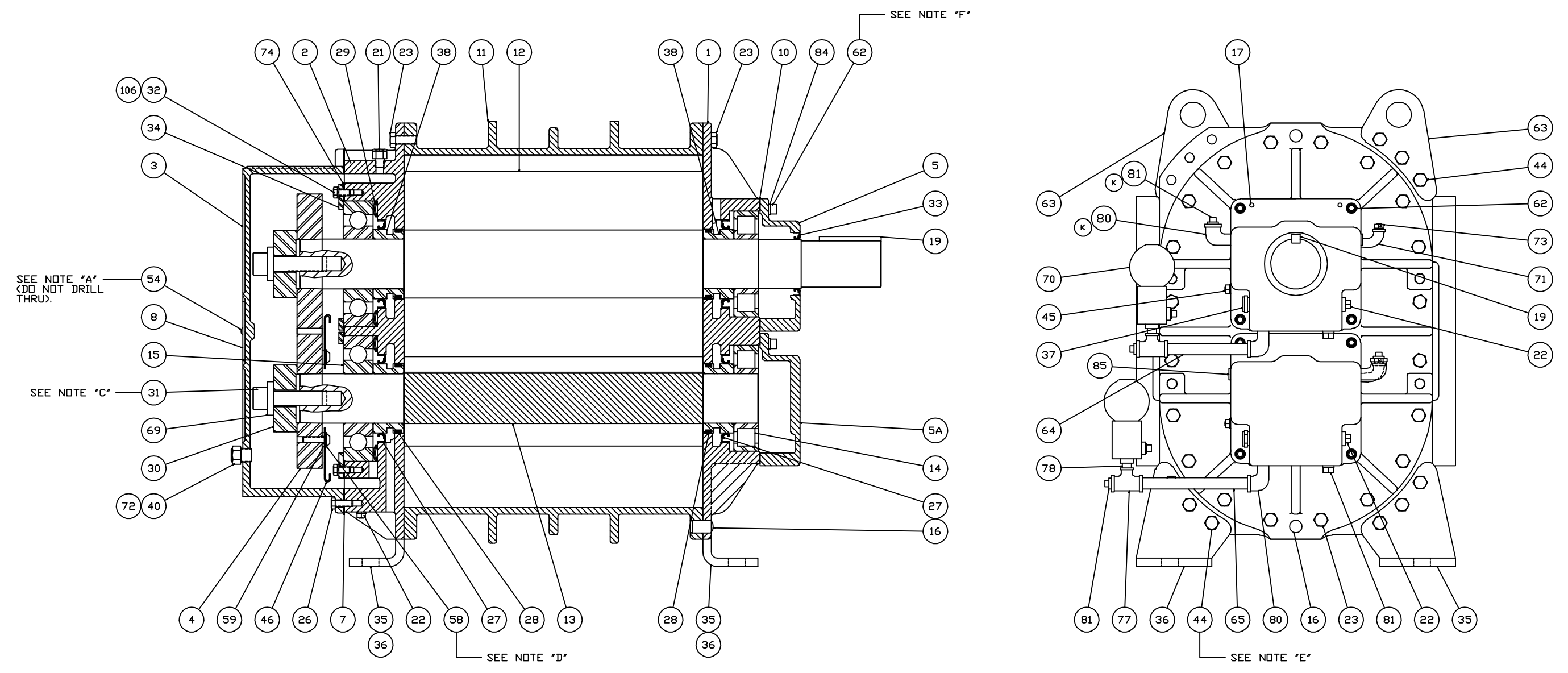


SEE NOTE "E"

- NOTES:
- A #25(.150) DRILL 1/4 DP. & INSTALL ITEM 54 (SCREW) IN ASSEMBLY.
 - B SEE OPERATING MANUAL IRB-116 FOR LUBRICATION INSTRUCTION.
 - C APPLY OIL TO BOLT THREADS & UNDER BOLT HEAD, & TORQUE TO 650 FT. LBS. (IF MOLYKOTE GN PASTE IS USED IN PLACE OF OIL ON THREADS, TORQUE TO 500 FT. LBS.)
 - D SCREW THREADS TO BE OILED & TORQUED TO 25 FT. LBS.
 - E SCREW THREADS TO BE OILED & TORQUED TO 85 FT. LBS.
 - F SCREW THREADS TO BE OILED & TORQUED TO 35 FT. LBS.

NO.	DATE	BY	CHKD.	APP.	REVISIONS																																																						
CONFIDENTIAL																																																											
THIS DOCUMENT CONTAINS CONFIDENTIAL INFORMATION OF ROOTS DIVISION, DRESSER INDUSTRIES, INC. IT SHALL BE HELD IN STRICTEST CONFIDENCE, AND BE USED ONLY IN CONJUNCTION WITH ROOTS DIVISION BUSINESS.																																																											
REF: EP938	CONCENTRICITY																																																										
FLATNESS	PERPENDICULARITY																																																										
ANGULARITY	PROFILE OF LINE																																																										
PARALLELISM	PROFILE OF A SURFACE																																																										
TRUE POSITION	DIAMETER																																																										
STRAIGHTNESS	FINISH IN MICRO INCHES																																																										
<table border="1" style="width: 100%;"> <tr> <td colspan="2">MFG. REF.</td> <td colspan="2">DATE</td> <td colspan="2">DR. RVE 9-22-89</td> </tr> <tr> <td colspan="2"></td> <td colspan="2"></td> <td colspan="2">CHKD. FCR 2-1-90</td> </tr> <tr> <td>E</td> <td>ADDED ADDITIONAL QTY OF ITEM # 80 & 81</td> <td>RK</td> <td>04/20/02</td> <td>T110</td> <td>RK AGP</td> </tr> <tr> <td>D</td> <td>INCREASED TORQUE FROM 450 TO 500</td> <td>NEP</td> <td>10/20/95</td> <td>4403V</td> <td>BBV</td> </tr> <tr> <td>C</td> <td>ADDED ITEM #106 PER ECN</td> <td>REM</td> <td>12-9-94</td> <td>4110-V</td> <td>DB RDA</td> </tr> <tr> <td>B</td> <td>REMOVED ROT. ARROW</td> <td>CPB</td> <td>7-21-92</td> <td>3757-B</td> <td>DB RDA</td> </tr> <tr> <td>A</td> <td>REVISED D.E. COVER</td> <td>JHB</td> <td>6-9-92</td> <td>3659-B</td> <td>REM RDA</td> </tr> <tr> <td colspan="2"></td> <td colspan="2">REVISIONS</td> <td colspan="2">BY DATE CHANGE NOTICE</td> </tr> <tr> <td colspan="2"></td> <td colspan="2"></td> <td colspan="2">CHKD. APP. XASR</td> </tr> </table>						MFG. REF.		DATE		DR. RVE 9-22-89						CHKD. FCR 2-1-90		E	ADDED ADDITIONAL QTY OF ITEM # 80 & 81	RK	04/20/02	T110	RK AGP	D	INCREASED TORQUE FROM 450 TO 500	NEP	10/20/95	4403V	BBV	C	ADDED ITEM #106 PER ECN	REM	12-9-94	4110-V	DB RDA	B	REMOVED ROT. ARROW	CPB	7-21-92	3757-B	DB RDA	A	REVISED D.E. COVER	JHB	6-9-92	3659-B	REM RDA			REVISIONS		BY DATE CHANGE NOTICE						CHKD. APP. XASR	
MFG. REF.		DATE		DR. RVE 9-22-89																																																							
				CHKD. FCR 2-1-90																																																							
E	ADDED ADDITIONAL QTY OF ITEM # 80 & 81	RK	04/20/02	T110	RK AGP																																																						
D	INCREASED TORQUE FROM 450 TO 500	NEP	10/20/95	4403V	BBV																																																						
C	ADDED ITEM #106 PER ECN	REM	12-9-94	4110-V	DB RDA																																																						
B	REMOVED ROT. ARROW	CPB	7-21-92	3757-B	DB RDA																																																						
A	REVISED D.E. COVER	JHB	6-9-92	3659-B	REM RDA																																																						
		REVISIONS		BY DATE CHANGE NOTICE																																																							
				CHKD. APP. XASR																																																							
SECTIONAL ASSEMBLY																																																											
8" RCS-H																																																											
DRESSER ROOTS		ROOTS DIVISION DRESSER EQUIPMENT GROUP CONNERSVILLE, IN USA																																																									
TOLERANCES UNLESS OTHERWISE SPECIFIED																																																											
		FRACTIONS—1/64		870-602-013																																																							
		THREE PLACE DECIMALS UNLESS OTHERWISE SPECIFIED		REV E																																																							

No. REQ'D	PART NAME	PATT. No. PART No.	MAT'L.
-----------	-----------	--------------------	--------



- NOTES:
- A - #25(.150) DRILL 1/4 DP. & INSTALL ITEM 54 (SCREW) IN ASSEMBLY.
 - B - SEE OPERATING MANUAL IRB-116 FOR LUBRICATION INSTRUCTION.
 - C - APPLY OIL TO BOLT THREADS & UNDER BOLT HEAD, & TORQUE TO 650 FT. LBS. (IF MOLYKOTE GN PASTE IS USED IN PLACE OF OIL ON THREADS, TORQUE TO 500 FT. LBS.)
 - D - SCREW THREADS TO BE OILED & TORQUED TO 25 FT. LBS.
 - E - SCREW THREADS TO BE OILED & TORQUED TO 85 FT. LBS.
 - F - SCREW THREADS TO BE OILED & TORQUED TO 35 FT. LBS.

MFG. REF.		CONFIDENTIAL		DO NOT SCALE FOR DIMENSIONS		ALL DIMENSIONS SHOWN IN BRACKETS () ARE MILLIMETERS		ORDER No.	67-1245-1
THIS DOCUMENT CONTAINS CONFIDENTIAL INFORMATION OF ROOTS DIVISION, DRESSER INDUSTRIES, INC. IT SHALL BE HELD IN STRICTEST CONFIDENCE, AND BE USED ONLY IN CONJUNCTION WITH ROOTS DIVISION BUSINESS.		REF: EP938		DO NOT SCALE FOR DIMENSIONS		ALL DIMENSIONS SHOWN IN BRACKETS () ARE MILLIMETERS		ORDER No. 67-1245-1	
SECTIONAL ASSEMBLY		8" RCS-V		DRESSER ROOTS		ROOTS DIVISION DRESSER EQUIPMENT GROUP A HALLIBURTON COMPANY CONNERSVILLE, IN USA		REV K	
REVISIONS		BY	DATE	CHANGE NOTICE	CHKD.	APP.	XASR	867-734-013	



8" RCS PARTS LIST

ITEM NO.	PART NAME	ITEM NO.	PART NAME
1	Headplate, Drive End	36	Left Foot
2	Headplate, Gear End	37	Sight Plug
3	Gearbox	38	Sleeve - DE & GE
4	Gear Assembly	40	Sight, Plug Oil Level
5	Drive Cover	44	Screw, Hex Head
5.5	Drive End Blind Cover	45	Plug, Pipe
7	Gasket, Gearbox Cover	46	Slinger, Gear End
8	Nameplate, Serial #	54	Screw, Self-Tapping
9	Installation Tag	58	Screw, Button Head
10	Gasket, Drive End Cover	59	Washer, Plain Flat
11	Cylinder	62	Screw, Socket Head
12	Impeller & Shaft - Drive	63	Lifting, Lug
13	Impeller & Shaft - Driven	64	Pipe, Tube
14	Bearing Roller	65	Pipe, Tube
15	Bearing Ball	69	Washer
16	Dowel Pin	70	Oiler, Trico
17	Spring Pin	71	Elbow, Street
19	Key	72	Plug, Pipe
20	Screw, Self-Tapping	73	Plug
21	Plug, Vent	74	Shim Set
22	Pipe Plug	77	Tee, Red-Pipe
23	Screw, Hex Head	78	Nipple, Close
26	Screw, Hex Head	79	Connector, Female
27	Lip Seal	80	Elbow, Street
28	Piston Ring Seal	81	Plug, Pipe
29	Washer, Wavy Spring	82	Elbow, Street
30	Washer, Gear	84	Washer, Spring Lock
31	Screw, Hex Head	85	Plug, Pipe-Csunk
32	Screw, Hex Head	86	Elbow, Street
33	Lip Seal, Drive Shaft	87	Plug, Pipe
34	Bearing Clamp Plate	106	Washer, Spring Lock
35	Right Foot		